



















Tube Guide and Recommended Order of Draw*

BD Vacutainer®

BD Life Sciences - Preanalytical Systems

North West London Pathology

(Imperial College Healthcare Trust, Chelsea and Westminster Hospital, The Hillingdon Hospitals)

Cap Colour	Cat. No.	Tube Type	Determinations	Special Instructions
	Cat. No. 363095 Draw Volume 2.7ml	Sodium Citrate	PT, INR, APTT, TT, D-Dimers, fibrinogen Factor assays- please contact Haematology Laboratory	Tube must be filled to frosted fill line and reach lab within 3h of sample collection 
	Cat. No. 367837 Draw Volume 6ml	Serum	Haptoglobins Steroid hormones, some tumour markers Functional C1 esterase assays	
	Cat. No. 368968 Draw Volume 5ml	SST™ II Advance (Rust)	Viral and microbiology serology Immunology antibody tests, functional complement assays (CH50, AP50, antigenic C1 esterase, C3 nephritic factor), anticardiolipin antibodies, IgG subclasses	
	Cat. No. 367954 Draw Volume 5ml	SST™ II Advance (Gold)	Core chemistry (renal, liver, bone, lipid, cardiac profiles), thyroid (TFT), drug levels (including lithium), B12, routine endocrine assays, PSA, antibiotic assays, allergy tests, complement C3 and C4, rheumatoid factor, CCP antibodies, serum osmolality	Do not refrigerate 
	Cat. No. 367885 Draw Volume 6ml	Lithium Heparin	Cytogenetics TB elisot, neutrophil function tests, lymphocyte function tests (both tests should be accompanied by blood from a healthy control) Carbon monoxide (unless blood gas sample has been taken), ammonia	
	Cat. No. 368860 Draw Volume 4ml	EDTA	FBC, reticulocytes, sickle screen, haemaglobin electrophoresis including thalassemia, malaria, G6PD, ESR, IMST, Kleihauer, HbA1c, red cell folate, heavy metal assays (including mercury & lead), troponin (separate tube), CD4 count, T, B and NK cells, HLA-B27, T cell activation markers, primary immunodeficiency panel, periodic fever, T cell gene rearrangement, HIV-1 genotypic resistance, integrase resistance, tropism (V3), PTH (separate sample), ACTH (rush to lab within 30min), molecular genetics, renin and aldosterone, BNP (separate sample)	
	Cat. No. 367941 Draw Volume 6ml	EDTA Crossmatch	Group and antibody screen crossmatch, direct antiglobulin test (N.B. Full labelling by hand essential) Molecular virology (PCR), viral load test for HIV, HBV, HCV, CMV and EBV (N.B. 10ml tubes also accepted)	
	Cat. No. 368920 Draw Volume 2ml	Fluoride Oxalate	Alcohol, glucose, lactate	
	Cat. No. 368380 / 368381 Draw Volume 6ml	Trace Element	Trace metals: Blue top with RED or PURPLE band- chromium, cobalt, mercury, manganese Blue top with PURPLE band- arsenic, thallium, cadmium Blue top with RED band- aluminium, selenium, zinc, copper	

Determinations and Special Instructions contained within this guide have been provided by the named institute and are not BD recommendations or instructions for the BD products described. Please consult your organisation's guidelines or contact BD should you have any questions.

*Clinical and Laboratory Standards Institute (CLSI) Guidelines GP41-Ed7 (formerly H3-A6, 6th Edition)

IMPORTANT MIXING GUIDELINES

All BD Vacutainer® tubes require immediate mixing following collection. Insufficient mixing can result in inaccurate test results and the need to re-draw. Correct mixing technique is to gently invert (180° and back) each tube the recommended number of times shown on the right hand side of the table.

0118 921 6000

1030 Eskdale Rd, Winnersh, Wokingham RG41, UK

bd.com/en-uk

©2018 BD, BD, the BD Logo and all other trademarks are property of Becton, Dickinson and Company.
WEU227.1 September 2018

